



RF006

WIRELESS-TRANSMISSION CENTRAL CONTROL UNIT FOR UNDERFLOOR HEATING/COOLING

Control from 6 to 8 output channels supplied by 230V or 24V for "NO" or "NC" thermoelectric actuators



Overview

Main features

- Room-by-room temperature control in heating and cooling mode.
- Independant control and protection of the circulation pump and of each of electrothermic actuator

Application

- Underfloor heating/cooling
- Reversible heat pump
- Boiler

Product + points

- **Fully automated system**, does not require that any settings be set and is straightforward to set up. No need to balance the hydraulic circuit
- **Bi-directional switching between heating and cooling**
- Two-color LED (light-emitting diode) pilot lights **enable you to monitor how the system is operating and to verify the pairing of emitters with the system's receiver.**
- Endowed with a revolutionary integrated power supply system; **very low energy use in standby mode, in compliance with the EUP Directive**

Functional specifications

Use



Receiving a Heating mode or Cooling mode command	Wired input via a voltage-free contact or wirelessly, by means of radio-wave signals
Receiving a command to lower the Eco mode set temperature	Wired input via a voltage-free contact or wirelessly, by means of radio-wave signals
Sending a Heating mode or Cooling mode command	Commands are sent to a reversible heat pump: - By wired means, via a voltage-free switch contact - Wirelessly, by means of radio-wave signals
Commands are sent to a circulation pump	By means of a wired output, via a relay contact (2A), or wirelessly, by means of radio-wave signals
Servo-control of a wall-mounted boiler	Commands are sent to a boiler: - By wired means, via a voltage-free switch contact - Wirelessly, by means of radio-wave signals
Bathroom feature	Cooling mode removed, for use in the bathroom only
Safety	- Anti-lock fonction of thermoelectric actuators and circulation pump. A prolonged shutdown causes automatic switch on - Frost protection of the pump : In case of loss of radio contact, a protection mode allows a minimum maintenance of operation outputs - The outputs of thermoelectric actuators are protected against short-circuit

The electric heat motor outputs are protected against short circuits

Installation

Central control unit set-up when used in conjunction with a reversible heat pump or with a wall-mounted boiler

2 mounting options: Attachment on a DIN rail or by means of screws (for wall mounting) or in a box

Quick-connect screwless terminal blocks

Quick-on attachment of cables by means of clipping them down screwlessly

2 secured interfaces dedicated to installer: settings and wiring

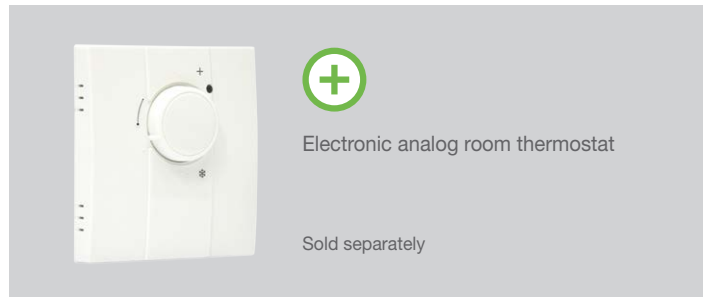
Wireless transmission by means of radio waves: Reliability, performance, flexibility and modularity



Approved Europe-wide, highly resistant to external sources of interference

Signals can go through walls and ceilings

The wireless aspect means that you can change the lay-out of areas without having to make any changes at all to wiring



Advanced settings

Setting of output voltage	Switch: 230V /24V ; (Factory setting : 230V)
Set-up of electric heat motors	Switch NO (normally open at rest) / NC (normally closed at rest), (NC default)
Pairing the central control unit with a circulation pump or with a reversible heating pump	
Data is transferred via a USB port (this is an optional extra)	This enables data from your central control unit to be saved and viewed on a PC, as follows: - The status of emitter-receiver pairings, the type of each emitter paired - As regards each channel, the active mode (Heating or Cooling, Comfort, Eco (economy), Anti-Freeze, Stand-By) - As regards each thermostat, the temperature measured, battery power levels and the set (desired) temperature value - Whether the circulation pump is on or off
Set-up when the central control unit is used in conjunction with a reversible heat pump or with a wall-mounted boiler	

Technical specifications

Dimensional and finish specifications

Height	118 mm
Width	350 mm
Depth	66,5 mm
Color	White RAL 9016
Net weight	2,14 Kg

Power supply

Power consumption revolutionary integrated system, a very low standby, according to the EUP directive	
Operating voltage	230V AC +/-10% 50Hz
Outputs	- Circulation pump (PUMP): 2A 230V AC (500W) relay contact - Heating/Cooling (H/C-C/0): reversing contact, 3 terminals: common (COM), 1 contact closed when quiescent (not in use) (R), 1 contact open when quiescent (T) 5A 230V AC relay - Regulation channels: From C1 to C6: Two 230V or 24V AC (2x3W) thermal actuators per channel C7 and C8: One 230V or 24V AC (3W) Electrothermic actuators

Consumption

Consumption	1W under 230V(AC) and under 24V(AC)
-------------	-------------------------------------

Control

Control type	PI
--------------	----

Radio-wave transmission

Frequency	Radio transmitter, frequency 868.3 Mhz. Can be used throughout Europe
Transmission	When change of state, every hour otherwise

Environment

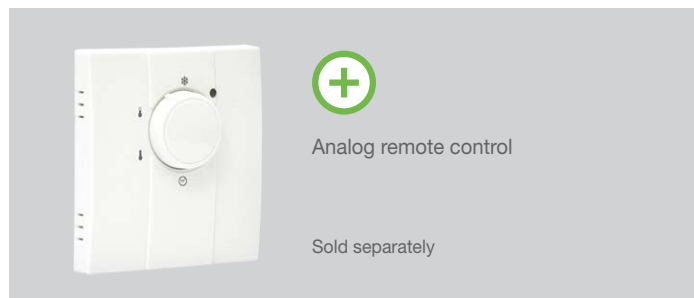

Protection rating	IP42
Class	Class II
Operating temperature	0°C to +60°C
Storage temperature	-20°C to +70°C
Max. humidity level	85% at +25°C (without condensation)

Applicable directives

RED	2014/53/EU
RoHS	2011/65/EU

Applicable standards

Safety	EN62311 ; EN60730-1 ; EN60730-2-9
EMC	EN301489-1 ; EN301489-3
Radio	EN300220-2
RoHS	EN50581
Manufacturing	On certified site ISO 9001 V2008



Product codes

Codes	References
RPIRF6CIMHA	Wireless central control unit for underfloor heating, 6 230V channels, 24V/230V electrothermal actuators
RPIRF8CIMHA	Wireless central control unit for underfloor heating, 8 230V channels, 24V/230V electrothermal actuators
RPIRF10CIMHA	Wireless central control unit for underfloor heating, 10 230V channels, 24V/230V electrothermal actuators

Compatible product(s) (sold separately)

Codes	References
Remote external receiver	
ACARFIMHA	Remote 868.3Mhz external receiver

Product customization (design features) possible. Please contact us.